

3



3



3

2

1

VITEZĂ

Aer în mișcare

3



3



3

2

1

POTENȚIAL ELECTRIC

ELECTRICITATE

3



3



3

2

1

NUTRITIONAL VALUE

MÂNCARE

3



3




3

2

1

COMBUSTIBIL

PRINCIPAL POTENTIAL



3



3



CĂLDURĂ

3

2

1

TEMPERATURE

3



3



3

2

1

TEMPERATURE

APĂ CALDĂ





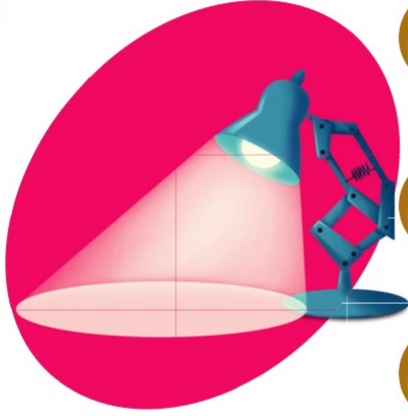
HIDROGEN

3
2
1
POTENȚIAL CHIMIC

30



30



LUMINĂ

3

2


1

BRIGHTNESS

3



3



3

2

1

VITEZĂ

MIȘCARE

3



3



3

2

1

PRESSURE

PRESIUNE
AER

3

3

3

2

1

PRESIUNE

PRESIUNEA
APEI

The image shows a yellow educational card with a white central panel. At the top, there is a decorative banner with a pattern of black and yellow triangles and a water drop icon. Below the banner, a yellow circle contains a cartoon boy's face with a headband. On either side of the circle are the number '3' and a red balloon. In the center of the white panel is a large red balloon. To the right of the balloon is a vertical yellow strip with three circles containing the numbers '3', '2', and '1' from top to bottom, followed by the word 'PRESIUNE' written vertically. At the bottom of the white panel, the text 'PRESIUNEA APEI' is written in yellow. The bottom of the card features a decorative banner with a pattern of black and yellow triangles and a water drop icon.

3

3

3

2

1

ROTIRI

3



3



3

2

1

VITEZĂ

APA
ÎN
MIȘCARE

3E

3E



3

2

1

ÎNĂLȚIME

APA
WEIGHTCALDA